



## Individual Report for Ash Lightfoot (READING FOR HONORS) 11410

### Fall 2014 IUB Course Evaluation

Project Audience 8

Responses Received 5

Response Ratio 62.5%


**Creation Date** Sat, Jan 17, 2015

Technology powered by blue 

## OCQ Questions

### How clearly were course learning goals and objectives communicated to you?


Very Clearly	5	100.0%
Clearly	0	0.0%
Somewhat Clearly	0	0.0%
Not at all Clearly	0	0.0%
<b>Total</b>	<b>5</b>	



Statistics						Value
Mean						4.0
Population Standard Deviation						+/-0.0
Question	Course		Department		Institution	
	Mean	Response Count	Mean	Response Count	Mean	Response Count
How clearly were course learning goals and objectives communicated to you?	4.0	5	3.0	4553	3.1	24180

### How effectively was class time used to help you learn?

Very Effectively	4	80.0%
Effectively	1	20.0%
Somewhat Effectively	0	0.0%
Not at all Effectively	0	0.0%
<b>Total</b>	<b>5</b>	



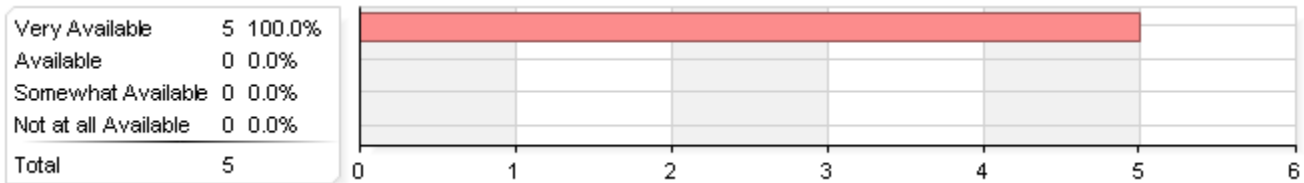
Statistics						Value
Mean						3.8
Population Standard Deviation						+/-0.4
Question	Course		Department		Institution	
	Mean	Response Count	Mean	Response Count	Mean	Response Count
How effectively was class time used to help you learn?	3.8	5	2.9	4496	3.0	25831

### How effectively did out-of-class work (assignments, readings, practice, etc.) help you learn?



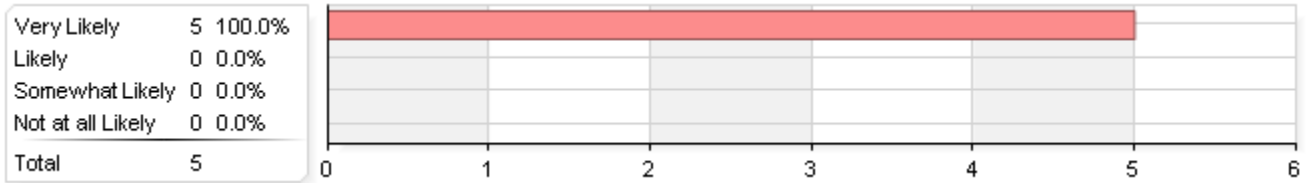
Statistics						Value
Mean						3.6
Population Standard Deviation						+/-0.5
Question	Course		Department		Institution	
	Mean	Response Count	Mean	Response Count	Mean	Response Count
How effectively did out-of-class work (assignments, readings, practice, etc.) help you learn?	3.6	5	2.9	4480	3.0	25520

### How available was the instructor to provide help when needed (in person, by email, office hours, etc.)?




Statistics						Value
Mean						4.0
Population Standard Deviation						+/-0.0
Question	Course		Department		Institution	
	Mean	Response Count	Mean	Response Count	Mean	Response Count
How available was the instructor to provide help when needed (in person, by email, office hours, etc.)?	4.0	5	3.2	4544	3.4	27355

### How likely would you be to recommend this course with this instructor?



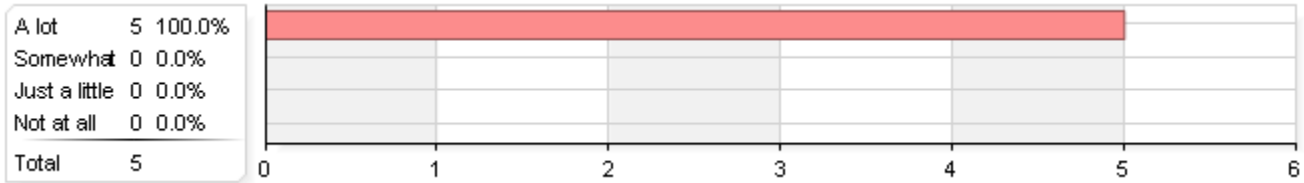
Statistics						Value
Mean						4.0
Population Standard Deviation						+/-0.0
Question	Course		Department		Institution	
	Mean	Response Count	Mean	Response Count	Mean	Response Count
How likely would you be to recommend this course with this instructor?	4.0	5	2.9	4568	3.1	27411

### How much did the instructor motivate you to do your best work?



Statistics						Value
Mean						3.8
Population Standard Deviation						+/-0.4
Question	Course		Department		Institution	
	Mean	Response Count	Mean	Response Count	Mean	Response Count
How much did the instructor motivate you to do your best work?	3.8	5	3.0	4558	3.3	27323

### How much did the instructor emphasize student learning and development?

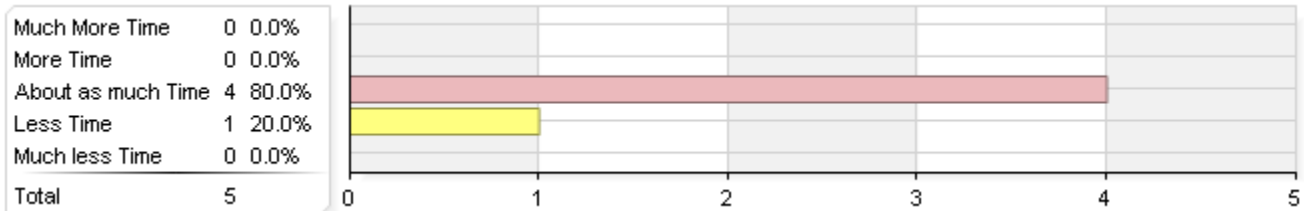


Statistics		Value
Mean		4.0
Population Standard Deviation		+/-0.0

Question	Course		Department		Institution	
	Mean	Response Count	Mean	Response Count	Mean	Response Count
How much did the instructor emphasize student learning and development?	4.0	5	3.1	4527	3.4	27152

### Compared to other courses you've taken, how much time did this course require?

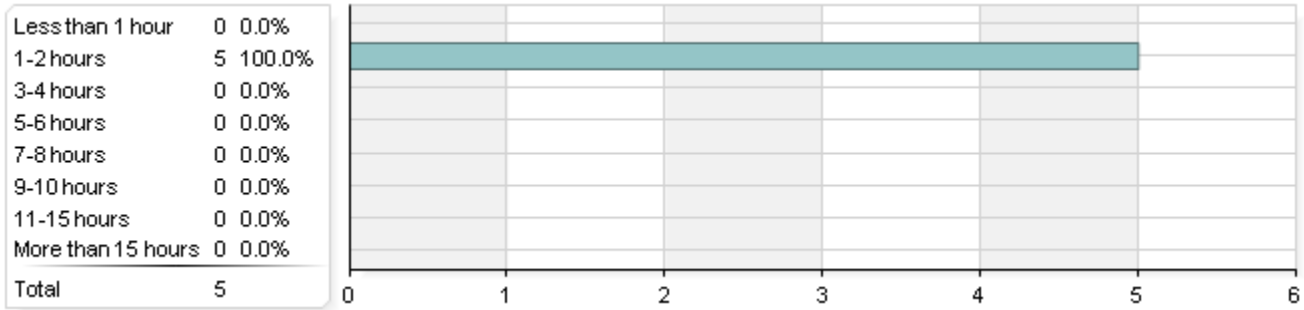


Statistics		Value
Mean		2.8
Population Standard Deviation		+/-0.4

Question	Course		Department		Institution	
	Mean	Response Count	Mean	Response Count	Mean	Response Count
Compared to other courses you've taken, how much time did this course require?	2.8	5	3.8	4538	3.5	26165

**In a typical week, about how much time did you devote to this course? (Do not count scheduled class time, labs, etc.)**



Statistics		Value
Mean		2.0
Population Standard Deviation		+/-0.0

Question	Course		Department		Institution	
	Mean	Response Count	Mean	Response Count	Mean	Response Count
In a typical week, about how much time did you devote to this course? (Do not count scheduled class time, labs, etc.)	2.0	5	3.7	4455	3.3	25952

## Departmental Questions

Legend: SD = Strongly Disagree; D = Disagree; U = Undecided; A = Agree; SA = Strongly Agree

### Overall, I would rate the quality of this course as outstanding.

Question	SD	D	U	A	SA
Overall, I would rate the quality of this course as outstanding.	0.0%	0.0%	0.0%	80.0%	20.0%

Question	Course	Department
	Mean	Mean
Overall, I would rate the quality of this course as outstanding.	4.2	3.4

### Overall, I would rate this instructor as outstanding.

Question	SD	D	U	A	SA
Overall, I would rate this instructor as outstanding.	0.0%	0.0%	0.0%	80.0%	20.0%

Question	Course	Department
	Mean	Mean
Overall, I would rate this instructor as outstanding.	4.2	3.7

### My instructor is well prepared for class meetings.

Question	SD	D	U	A	SA
My instructor is well prepared for class meetings.	0.0%	0.0%	0.0%	80.0%	20.0%

Question	Course	Department
	Mean	Mean
My instructor is well prepared for class meetings.	4.2	4.2

### My instructor explains the material clearly.

Question	SD	D	U	A	SA
My instructor explains the material clearly.	0.0%	0.0%	0.0%	60.0%	40.0%

Question	Course	Department
	Mean	Mean
My instructor explains the material clearly.	4.4	3.7

### My instructor is enthusiastic about teaching this course.

Question	SD	D	U	A	SA
My instructor is enthusiastic about teaching this course.	0.0%	0.0%	0.0%	40.0%	60.0%

Question	Course	Department
	Mean	Mean
My instructor is enthusiastic about teaching this course.	4.6	4.1

### My instructor is knowledgeable on course topics.

Question	SD	D	U	A	SA
My instructor is knowledgeable on course topics.	0.0%	0.0%	0.0%	40.0%	60.0%

Question	Course	Department
	Mean	Mean
My instructor is knowledgeable on course topics.	4.6	4.4

**The level of difficulty of this course is appropriate for me.**

Question	SD	D	U	A	SA
The level of difficulty of this course is appropriate for me.	0.0%	0.0%	0.0%	50.0%	50.0%

Question	Course	Department
	Mean	Mean
The level of difficulty of this course is appropriate for me.	4.5	3.7

**The grading procedures for the course are fair.**

Question	SD	D	U	A	SA
The grading procedures for the course are fair.	0.0%	0.0%	0.0%	25.0%	75.0%

Question	Course	Department
	Mean	Mean
The grading procedures for the course are fair.	4.8	3.9

**I learned a lot in this course.**

Question	SD	D	U	A	SA
I learned a lot in this course.	0.0%	0.0%	25.0%	25.0%	50.0%

Question	Course	Department
	Mean	Mean
I learned a lot in this course.	4.3	3.8

**What did you like most about this course and instructor?**

Comment
Ash was willing to go the extra mile to help the students including staying after class and sacrificing his own time.
Great overview of all the mathematics I've learned in college to prepare for the GRE
Ash was really good at explaining topics covered in the course, and when he didn't have an answer or understand something, he would email us later with a detailed explanation.

**What did you like least about this course and instructor?**

Comment
We wasted time on things that should be really easy for other students in the class that didn't grasp these concepts. (like foundations of freshman level linear algebra)

**Knowledge of subject matter/repertoire.**

---



Question	Unsatisfactory	Satisfactory	Very Good	Excellent
Knowledge of subject matter/repertoire.	0.0%	0.0%	0.0%	0.0%

Question	Course	Department
	Mean	Mean
Knowledge of subject matter/repertoire.	N/A	NRP

**Ability to organize materials/ideas.**

Question	Unsatisfactory	Satisfactory	Very Good	Excellent
Ability to organize materials/ideas.	0.0%	0.0%	0.0%	0.0%

Question	Course	Department
	Mean	Mean
Ability to organize materials/ideas.	N/A	NRP

**Ability to communicate.**

Question	Unsatisfactory	Satisfactory	Very Good	Excellent
Ability to communicate.	0.0%	0.0%	0.0%	0.0%

Question	Course	Department
	Mean	Mean
Ability to communicate.	N/A	NRP

**Ability to explain/demonstrate by example.**

Question	Unsatisfactory	Satisfactory	Very Good	Excellent
Ability to explain/demonstrate by example.	0.0%	0.0%	0.0%	0.0%

Question	Course	Department
	Mean	Mean
Ability to explain/demonstrate by example.	N/A	NRP

**Enthusiasm for teaching.**

Question	Unsatisfactory	Satisfactory	Very Good	Excellent
Enthusiasm for teaching.	0.0%	0.0%	0.0%	0.0%

Question	Course	Department
	Mean	Mean
Enthusiasm for teaching.	N/A	NRP

**Attitude toward students.**

Question	Unsatisfactory	Satisfactory	Very Good	Excellent
Attitude toward students.	0.0%	0.0%	0.0%	0.0%

Question	Course	Department
	Mean	Mean
Attitude toward students.	N/A	NRP